



EURO-GRID INNOVATION

60x60 slim cassette SMMSu



Highlights

- 62 x 62 cm panel without grid overhang
- Customizable air distribution features
- Occupancy sensor option



4-way Euro-grid cassette for combination with VRF outdoor units from the MiNi-SMMS-e, SMMS-e, SMMS-u, and SHRM-e model series. Perfect look in the ceiling grid, available in six capacity levels from 1.7 to 5.6 kW.



Performance

- High energy efficiency
- High-performance heat exchanger
- Self-cleaning function
- Low-noise, 5-step fan
- Individual louver function
- 360° airflow
- Occupancy sensor option
- Auto diagnostic system



Technical details

- Low unit overall height of only 256 mm
- Slim exhaust panel with a height of only 12 mm
- Integrated drain pump with a discharge head up to 85 cm
- Receiver for infrared remote control can be integrated
- Can be combined with all cable remote controls
- Automatic restart after power blackout adjustable













Flexibility

- 4 independent, controllable louver flaps
- Optimal air distribution, even in high spaces
- Easy-to-remove, washable dust filter
- Up to 4 indoor units can be connected to one outdoor unit
- Optional WiFi control via smartphone, tablet, or PC

TOSHIBA

60x60 slim cassette SMMSu

Technical data			MMU-UP0091MH-E
Cooling capacity	kW		2,80
Power consumption (min./nom./max.)	kW		0,025
Heating capacity	kW		3,20
Power consumption (min./nom./max.)	kW		0,025
Airflow	m ³ /h		378/570
Sound pressure level (low/med/high)	dB(A)		29/33/38
Sound pressure level (low/med/high)	dB(A)		29/33/38
Sound power level	dB(A)		44/48/53
Sound power level	dB(A)		44/48/53
Liquid pipe diameter	mm (inch)		6,4 (¼)
Suction gas pipe diameter	mm (inch)		9,5 (3/8)
Condensate pipe diameter	mm		VP20 (20/26)
Power supply	V/Ph+N/Hz		220-240/1/50
Running current	A		0,24
Running current	A		0,24
Current consumption (nom.)	A		0,24
Refrigerant			R410A
Dimensions (HxWxD)	mm		256 x 575 x 575
Weight	kg		15,0+2,5
Panel dimensions (HxWxD)	mm		12 x 620 x 620
Panel weight	kg		2,5

 Cooling  Heating

The measuring conditions for this product can be found at <http://www.toshiba-klima.at/en/measuring-conditions.html>



Energy Label: Energy label **A+ to A+++**, indicates the power consumption and energy efficiency class.



HI POWER: Particularly strong airflow for quickly reaching the requested temperature.



ErP Ecodesign: All criteria of **ECODESIGN**-guideline are fulfilled and confirm highest system efficiency.



Auto diagnostic: Check of system for flawless operation.



Hybrid inverter control: Smooth capacity regulation.



Eco Mode: Energy saving function.



Rotary compressor: Reliability and high efficiency.



Quiet Mode: Particularly low noise level - whispering mode.



Twin rotary compressor: Long-lasting, smoothly running and highest efficiency.



Comfort Sleep: Gradual increase of temperature by 2 °C until morning.



R410A: Used refrigerant: R410A.



Power Selection: Capacity regulation and therefore power savings of up to 25, 50 or 75%.



R32: Used refrigerant: R32.



Floor Mode: Natural floor warming effect for greater comfort.



Wifi ready: Optional control of the system via a smartphone.



Preset Mode: Activates individual settings at the touch of a button.



KNX: Optional KNX bus connection.



One Touch Mode: Fully automatic operation adapted to your needs.



Dust filter: Washable filter against coarse contamination.



Timer: Individual programming of on-/off times.



IAQ filter: Fine mesh filter with natural substances.



Off Timer: Shutdown of the unit at chosen times (30 min to 12 h).



Active carbon-catechin filter: Cleansing filter with enzymes from green tea.



Week Timer: Up to four settings per day and seven per week.



Plasma filter: Pure Mode: Electrostatic filter system.



Automatic Restart: After a power blackout.



Air ionizer: Negative ions cover polluted particles in the air. Dust, pollen and smoke are neutralized.



8 °C frost protection function: Frost protection for uninhabited rooms.



Self-cleaning function: Usage of condensate water for cleaning.



Louver: Flexible setting of louvers.



Auto Mode: Automatic selection between cooling and heating.



3D Airflow: 6 different airflow patterns in all directions.